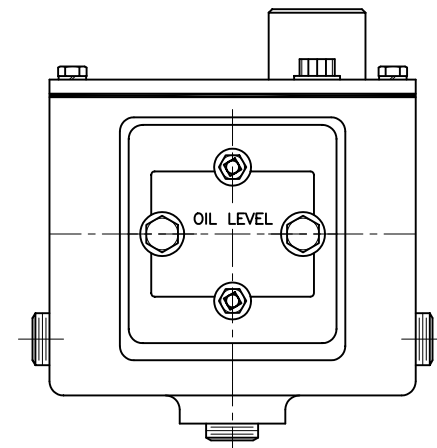
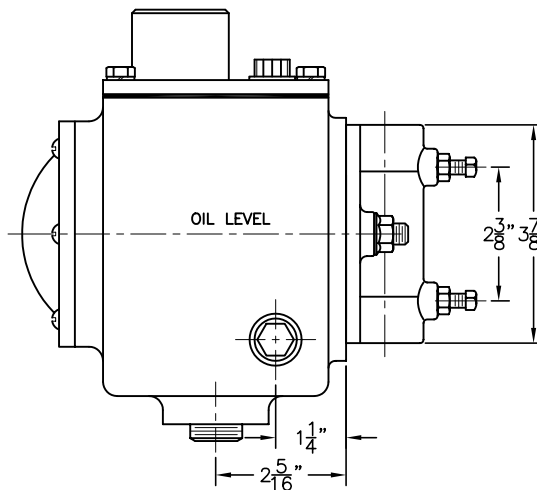
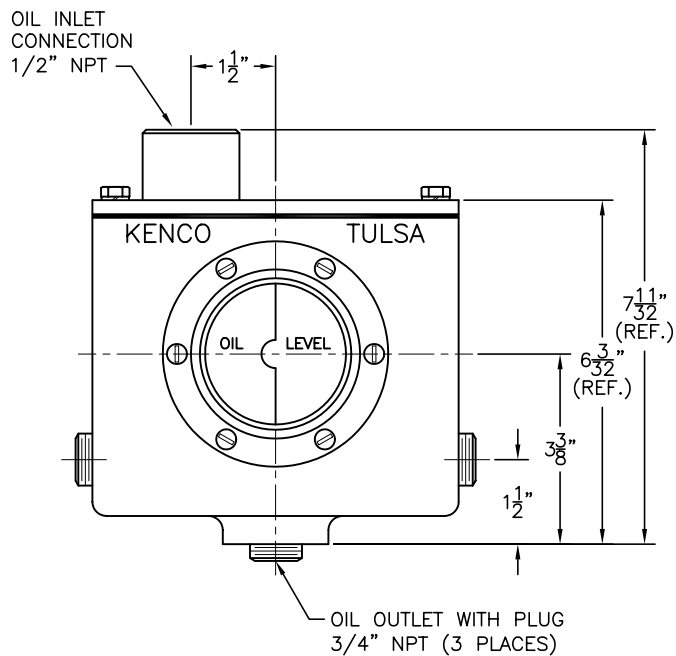


NPT PORT (EACH END)

FIRE SAFE VALVE

MODEL 50-FS:	MODEL 75-FS:
A-1/2" NPT	A-3/4" NPT
B-5/8"	B-3/4"
C-1-1/4"	C-1-1/2"
D-1-9/16"	D-1-3/4"
E-3-1/8"	E-3-1/2"
F-3-15/16"	F-4-7/16"

MODEL KLC-12-FS



DIMENSION ARE FOR REFERENCE PURPOSES ONLY AND ARE SUBJECT TO CHANGE AT ANY TIME WITHOUT NOTICE.
 COPYRIGHT © 2003 KENCO INTERNATIONAL, INC. ALL RIGHTS RESERVED

REV.	DATE	BY	ECN	EXPLANATION:	KENCO ENGINEERING COMPANY TULSA, OKLAHOMA
					DATE: 02-03-03 SHEET: 1 OF 1 DRAWING NUMBER
					DRN. BY: DS CHKD. BY: C-44709
					SCALE: NONE REVISION: