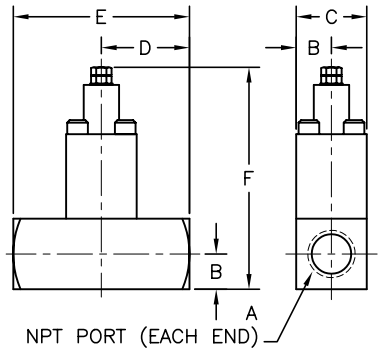
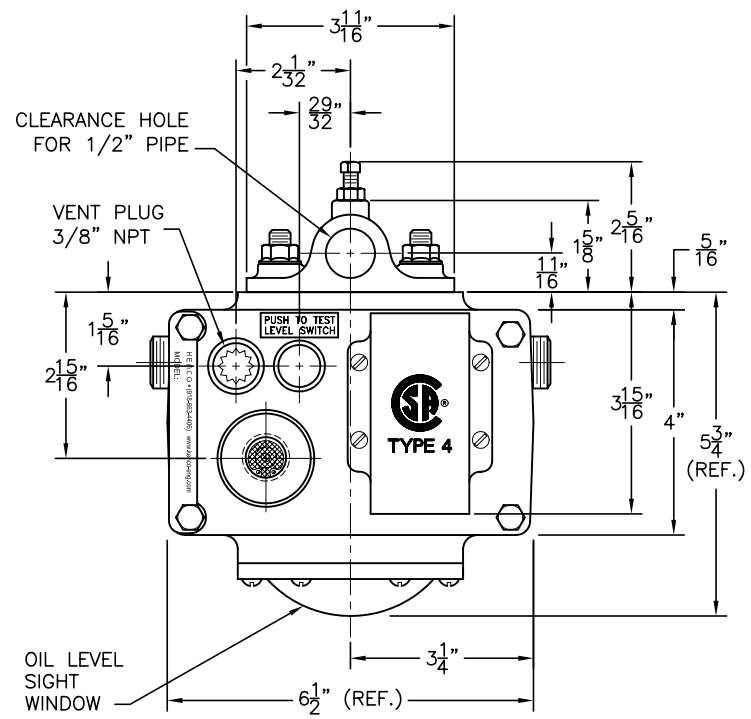
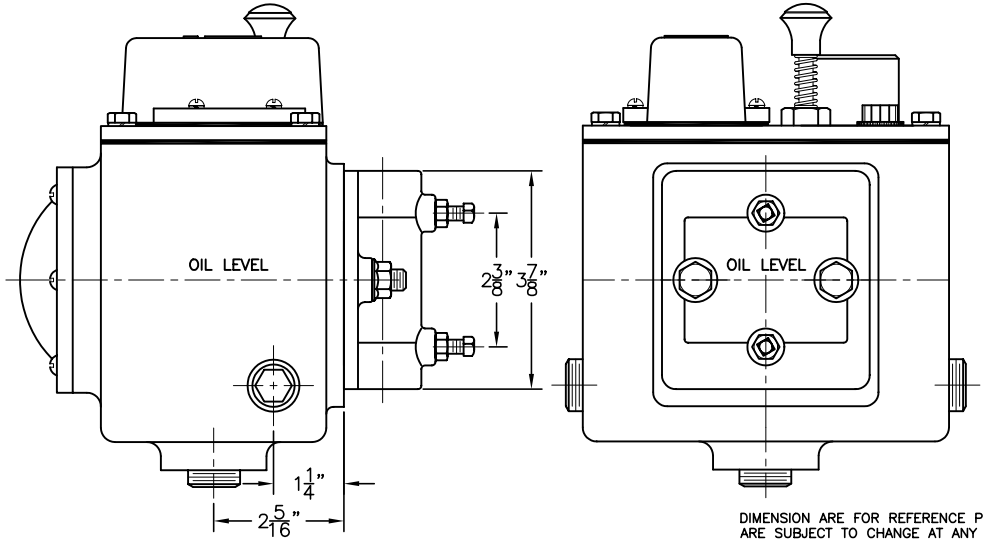
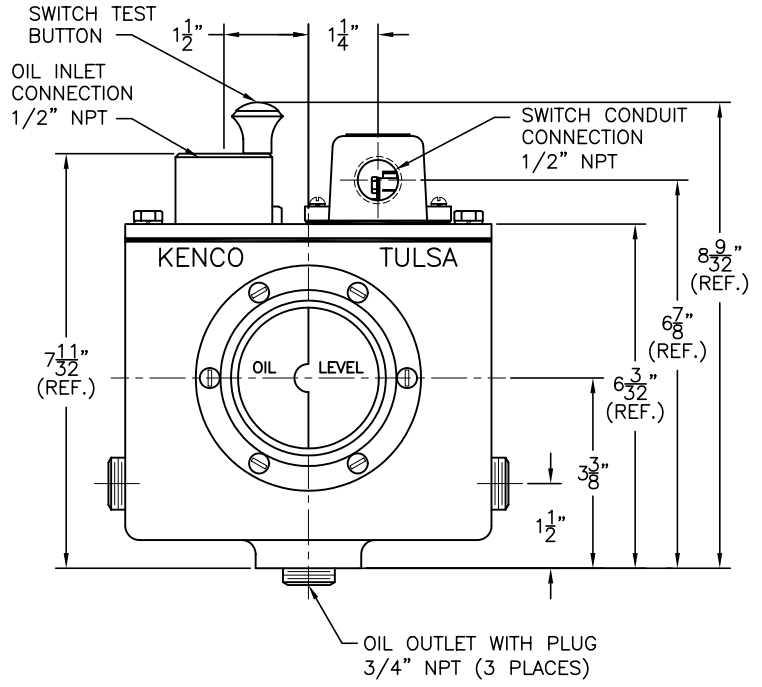


# MODEL KLCM-12-FS



MODEL 50-FS:	MODEL 75-FS:
A-1/2" NPT	A-3/4" NPT
B-5/8"	B-3/4"
C-1-1/4"	C-1-1/2"
D-1-9/16"	D-1-3/4"
E-3-1/8"	E-3-1/2"
F-3-15/16"	F-4-7/16"



DIMENSIONS ARE FOR REFERENCE PURPOSES ONLY AND ARE SUBJECT TO CHANGE AT ANY TIME WITHOUT NOTICE.  
 COPYRIGHT © 2003-KENCO INTERNATIONAL, INC.-ALL RIGHTS RESERVED

REV.	DATE	BY	ECN	EXPLANATION:

<b>KENCO ENGINEERING COMPANY</b> TULSA, OKLAHOMA			
CONTROLLER, OIL LEVEL WITH MOUNT (OUTLINE DRAWING) MODEL KLCM-12-FS			
DATE: 02-03-03	SHEET: 1 OF 1	DRAWING NUMBER	
DRN. BY: DS	CHKD. BY:	C-44756	
SCALE: NONE	REVISION:		